

**Charger technology**



- High Efficiency  
Charging efficiency higher than 95% meeting the requirements of energy saving and emissions reduction
- Speediness  
100% charging realized in 2 hours at the normal
- Compatibility  
48V/80V compatibility meeting the demand of different voltage levels
- Safety  
Built-in mis-connecting protection offering self-heating function under fault  
Perfect fault self-checking alarm facilitating users maintenance...

**Reliable special designed instrument**



- Up
- Down
- Left
- Right
- Enter
- ESC/PE

- Battery indicator
- Fault indicator
- Warning of high temperature of controller
- Safety belt indicator
- Hand brake indicator
- Seat indicator

Reliable special meter display the whole truck's working condition, fault detect and other important information completely which make the operator master the whole truck condition directly and conveniently.

**4-5 t** HELI

**G3 series Lithium Battery Powered Counterbalanced Forklift Truck**



**Perfect Combination of Aesthetics and Functional Design**

New generation with characteristics of smart, safe, high efficiency, energy saving and environment friendly



**High Reliability**

- High IP Protection Level of Vehicle.
- Maintenance-free integrated axle which is mature and has been tested by market is used on the truck.
- Oil-cooled wet disc type brake is free from maintenance.
- Maintenance-free AC motors are used for driving and pump motors.
- World famous controller is used.
- Large smart instrument can monitor the truck state overallly and it is safe and reliable.

**High Safety**

- Tail-free structure reduces the center of gravity and improves lateral stability.
- High strength and integrated type welded overhead guard improves safety.
- Side-pulling battery changing way is standard configuration and improves battery changing efficiency.
- Middle-positioned battery reduces the center of gravity and improves stability.
- High positioned rotation point of rear axle improves lateral stability of the truck.
- Automatic deceleration when steering improves working safety.
- Max lifting buffering improves operation safety.



Turn automatically slow down



**Suitable for working in both high and low environment**

- Lithium battery is better than lead-acid battery when working between -25°C and 55°C.

**Maintenance Free**

- Unnecessary of fluid adding and dust proofing
- Daily maintenance free
- Manual maintenance free

**Long Service Life**

- Over 75% capacity reserved
- After 4000 shifts operation.
- Longer service life than lead-acid battery in equal working condition.
- 5 years or ten thousand hours quality guarantee for high performance lithium battery assembly.

**High Efficiency and Energy Saving**

- 2-3 hours charging meet 6-8 hours working demand.
- High-energy density, self-discharging rate lower than 1% per month.
- 95% energy conversion rate, superior charging and discharging performance.
- Flexible to charge, easy to operate, no impact on battery life.
- Unnecessary to change battery, cost saving.

**Improved man-machine comfort**

- Max lifting and falling buffering makes operation safe and comfortable.
- The truck has lower pedal height and larger egress and ingress space.
- Suspension seat and wide view mast improve driving experience.
- Optimal battery layout and design of counterbalance improve the rear view.
- Lower layout of tilting cylinder improves the space for legs.

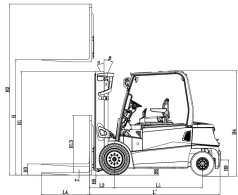
Lithium battery charger					
Lithium battery brand	ENEROC		CHSG Hong aifeng		EIKTO
Voltage/Capacity	80V/542Ah	80V/606Ah	80V/500Ah <small>(not applicable to charger)</small>	80V/600Ah	80V/800Ah
CP40	●	○	○	○	○
CP45/CP50	-	○	○	○	○
Low temperature preheating of lithium battery PACK	●	○	-	-	-
Charger	DB8V-200A-LI DB8V-200A-LI-423 DB8V-400A-LI-L24 (suit charger)		DB8V-200A-LI DB8V-200A-LI-423		DB8V-200A-LI DB8V-200A-LI-423 DB8V-400A-LI-L24 (suit charger)

Notes: ● standard, ○ optional, - non-configurable

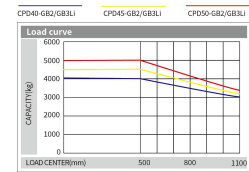
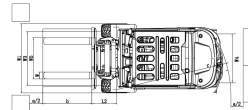
Standard configuration	Optional device
Standard mast	Mast with other lifting height
Standard fork	Full free lift mast
Class III standard carrier	Side shifter(hook-on)
Two-spools valve	Other attachments
Lithium battery	Fork with other length
Full suspension seat	No marking tyre
Overhead guard	Cab
Solid tyres	Left and right rearview mirror
Traction pin	Rear work light
LED signal light, LED warning light(flashing)	Fire extinguisher
USB interface	Rotating warning light, voice buzzer
Automatic steering slow down device	Blue warning light
Colour screen instrument (INMOTION)	80V/800Ah lithium battery
GRAPHIC Display(ZAPI)	HELI smart fleet management system

**Manufacturer's Data and Design Characteristics**

Character			CPD40			CPD45			CPD50							
			GB2L/GB3L			GB2L/GB3L			GB2L/GB3L							
1.01	Manufacturer															
1.02	Model															
1.03	Configuration number															
1.04	Rated capacity	Q	kg	4000	4500	5000										
1.05	Load center distance	c	mm	500	500	500										
1.06	Power mode			Lithium battery	Lithium battery	Lithium battery										
1.07	Driving mode			Seated	Seated	Seated										
1.08	Wheel base	L1	mm	1960	1960	1960										
Tyre																
2.01	Tyre type			Solid tyre	Solid tyre	Solid tyre										
2.02	Wheel number (front/rear)			2/2	2/2	2/2										
2.03	Front wheel base	W3	mm	1120	1120	1189										
2.04	Rear wheel base	W4	mm	1070	1070	1070										
2.05	Tyre (front)			250-15	250-15	28 x 12.5-15										
2.06	Tyre (rear)			21X8-9	21X8-9	21X8-9										
Size																
3.01	Front overhang	L2	mm	560	560	560										
3.02	Mast tilt angle (front/rear)	α/β	°	8/8	8/8	8/8										
3.03	Height with mast retraction	H1	mm	2240	2240	2230										
3.04	Free lifting height	H3	mm	150	150	150										
3.05	Max lifting height	H	mm	3000	3000	3000										
3.06	Max height under working condition	H2	mm	4235	4235	4225										
3.07	Overhead guard height	H4	mm	2275	2275	2270										
3.08	Fork size: thickness×width×length	TxWxL4	mm	50×150×1070	50×150×1070	50×150×1070										
3.09	Fork arm carrier, ISO 2328, class/ type A, B			3A	3A	3A										
3.10	Truck body length (fork excluded)	L	mm	2920	2920	2920										
3.11	Truck body width	W1	mm	1350	1350	1500										
3.12	Turning radius	r	mm	2580	2580	2580										
3.13	Clearance between mast and ground	H5	mm	140	140	130										
3.14	Clearance between wheel base center and ground (loaded)	H6	mm	145	145	135										
3.15	Right angle stacking aisle width (pallet1000×1000mm, clearance 200mm)	Ast	mm	4340	4340	4340										
3.16	Right angle stacking aisle width (pallet1200×1200mm, clearance 200mm)	Ast	mm	4540	4540	4540										
Performance																
4.01	Travelling speed (loaded/unloaded)		km/h	13/14	13/14	13/14										
4.02	Lifting speed (loaded/unloaded)		mm/s	310/450	280/450	260/450										
4.03	Lowering speed (loaded/unloaded)		mm/s	500/450	500/450	500/450										
4.04	Gradeability (loaded/unloaded)		%	16/27	15/26	14/25										
4.05	Max traction force (loaded)		N	21000	21000	21000										
4.06	Acceleration time (10m) (loaded/unloaded)		s	6.58/6.25	6.70/6.19	6.82/6.14										
Weight																
5.01	Total weight (with/without battery)		kg	6670/6085	6835/6150	7210/6525										
5.02	Axle load (unloaded front/rear)		kg	3195/3505	3215/3620	3345/3865										
5.03	Axle load (loaded front/rear)		kg	9415/1310	10200/1135	11210/1035										
Battery																
6.01	Battery voltage/capacity		V/Ah	80/542	80/606	80/606										
6.02	Battery weight		kg	685	685	685										
Motor and controller																
7.01	Drive motor power(S2-60min)		kW	20	20	20										
7.02	Lifting motor power(S3-15%)		kW	26.5	26.5	26.5										
7.03	Steering motor power(S3-15%)		kW	2.5	2.5	2.5										
7.04	Drive motor controlling mode			MOSFET/AC	MOSFET/AC	MOSFET/AC										
7.05	Lifting motor controlling mode			MOSFET/AC	MOSFET/AC	MOSFET/AC										
7.06	Steering motor controlling mode			MOSFET/AC	MOSFET/AC	MOSFET/AC										
Others																
8.01	Service brake/parking brake			Hydraulic/mechanical	Hydraulic/mechanical	Hydraulic/mechanical										
8.02	Hydraulic system working pressure		Mpa	20	20	21.5										
8.03	Type of drive control			ZAP/INMOTION	ZAP/INMOTION	ZAP/INMOTION										



Ast: Right angle stacking aisle width a: Clearance,200mm



Note: The vertical axis stands for load capacity and the horizontal axis stands for load center which is calculated from the front surface of the forks to the gravity of the standard load, the standard load means a cubic with 1000mm edge length. When mast is tilted forward, using non-standard forks or loading large goods, the load capacity will be reduced. The load capacity of standard mast at different load center can be known from this load chart.

**HELI smart fleet management system (Optional)**

- Vehicle positioning
- Remote diagnosis
- Remote monitoring
- Maintenance reminder
- Battery management
- Statistical form
- Vehicle management
- Identification recognition (optional)
- Weight management (optional)
- Collision management (optional)



WIDE VIEW MAST											
Mast model	Max. lifting height (mm)	Load capacity (Load center:500mm) (kg)			Mast overall height (mm)			Service weight (kg)			Mast tilt angle
		CPD40	CPD45	CPD50	Mast lowered (mm)	Fork lifted (with backrest) (mm)	Free lift (mm)	CPD40	CPD45	CPD50	
M250	2500	4000	4500	5000	1980	3733	150	6615	6780	7155	8-8°
M300	3000	4000	4500	5000	2230	4233	150	6670	6835	7210	8-8°
M330	3300	4000	4500	5000	2380	4533	150	6700	6865	7240	8-8°
M350	3500	4000	4500	5000	2480	4733	150	6720	6885	7260	8-8°
M370	3700	4000	4450	4900	2580	4933	150	6745	6910	7285	8-8°
M400	4000	4000	4350	4750	2780	5233	150	6785	6950	7325	8-8°
M425	4250	4000	4350	4650	2905	5483	150	6810	6975	7350	8-8°
M450	4500	4000	4150	4500	3030	5733	150	6840	7005	7380	8-8°
M475	4750	3900	4100	4400	3155	5983	150	6865	7030	7405	8-8°
M500	5000	3800	4000	4300	3280	6233	150	6895	7060	7435	8-8°
M550	5500	3650	3800	4150	3580	6733	150	6955	7120	7495	6-5°
M600	6000	3400	3450	3850	3830	7233	150	7010	7175	7550	6-5°

Free lift without backrest will increase by 271mm.

WIDE VIEW FULL FREE 2-STAGE MAST											
Mast model	Max. lifting height (mm)	Load capacity (Load center:500mm) (kg)			Mast overall height (mm)			Service weight (kg)			Mast tilt angle
		CPD40	CPD45	CPD50	Mast lowered (mm)	Fork lifted (with backrest) (mm)	Free lift (with backrest) (mm)	CPD40	CPD45	CPD50	
ZM250	2500	4000	4500	5000	1980	3733	737	6710	6875	7250	8-8°
ZM261	2610	4000	4500	5000	2035	3792	822	6720	6885	7260	8-8°
ZM300	3000	4000	4500	5000	2230	4233	1027	6770	6935	7310	8-8°
ZM330	3300	4000	4500	5000	2380	4533	1177	6803	6968	7343	8-8°
ZM350	3500	4000	4500	4900	2480	4733	1277	6833	6998	7373	8-8°
ZM370	3700	4000	4400	4800	2580	4933	1377	6865	7030	7405	8-8°
ZM400	4000	4000	4300	4650	2780	5233	1577	6915	7080	7455	8-8°
ZM425	4250	4000	4200	4550	2905	5483	1702	6945	7110	7485	8-8°
ZM450	4500	3950	4100	4450	3030	5733	1827	6983	7148	7523	8-8°
ZM475	4750	3850	4050	4350	3155	5983	1952	7015	7180	7555	8-8°
ZM500	5000	3750	3950	4250	3280	6233	2077	7050	7215	7590	8-8°
ZM550	5500	3600	3750	4100	3580	6733	2277	7115	7280	7655	6-5°
ZM600	6000	3350	3400	3800	3830	7233	2627	7170	7335	7710	6-5°

Free lift without backrest will increase by 271mm.

WIDE VIEW FULL FREE 3-STAGE MAST											
Mast model	Max. lifting height (mm)	Load capacity (Load center:500mm) (kg)			Mast overall height (mm)			Service weight (kg)			Mast tilt angle
		CPD40	CPD45	CPD50	Mast lowered (mm)	Fork lifted (with backrest) (mm)	Free lift (with backrest) (mm)	CPD40	CPD45	CPD50	
ZSM360	3600	4000	4300	4900	1930	4833	727	6915	7080	7455	8-8°
ZSM400	4000	3950	4200	4750	2070	5333	867	6965	7130	7505	8-8°
ZSM435	4350	3850	4050	4650	2180	5583	977	6995	7160	7535	8-8°
ZSM450	4500	3800	4000	4400	2230	5733	1027	7015	7180	7555	8-8°
ZSM470	4700	3700	3950	4300	2345	6033	1142	7040	7205	7580	8-8°
ZSM500	5000	3600	3850	4200	2480	6233	1277	7085	7250	7625	8-8°
ZSM540	5400	3450	3700	4050	2615	6633	1422	7125	7300	7755	6-5°
ZSM600	6000	3250	3350	3650	2850	7233	1647	7305	7470	7865	6-5°
ZSM650	6500	3050	3150	3450	3015	7733	1812	7365	7530	7955	6-5°
ZSM700	7000	2850	2950	3250	3215	8333	2012	7435	7600	7975	6-5°

Free lift without backrest will increase by 380mm.